

Please check the examination details below before entering your candidate information

Candidate surname

Other names

Pearson Edexcel
International GCSE (9–1)

Centre Number

--	--	--	--	--

Candidate Number

--	--	--	--	--

Thursday 9 January 2020

Morning (Time: 2 hours)

Paper Reference **4CH1/1CR 4SD0/1CR**

Chemistry

Unit: 4CH1

Science (Double Award) 4SD0

Paper: 1CR

You must have:

Calculator, ruler

Total Marks

Instructions

- Use **black** ink or ball-point pen.
- **Fill in the boxes** at the top of this page with your name, centre number and candidate number.
- Answer **all** questions.
- Answer the questions in the spaces provided
– *there may be more space than you need.*
- Show all the steps in any calculations and state the units.
- Some questions must be answered with a cross in a box ☒. If you change your mind about an answer, put a line through the box ☒ and then mark your new answer with a cross ☒.

Information

- The total mark for this paper is 110.
- The marks for **each** question are shown in brackets
– *use this as a guide as to how much time to spend on each question.*

Advice

- Read each question carefully before you start to answer it.
- Write your answers neatly and in good English.
- Try to answer every question.
- Check your answers if you have time at the end.

Turn over ►

P62060A

©2020 Pearson Education Ltd.

1/1/1/1/1/



Pearson

The Periodic Table of the Elements

1	2	3	4	5	6	7	0																																																								
7 Li lithium 3	9 Be beryllium 4	11 Na sodium 11	12 C carbon 6	13 Al aluminium 13	14 N nitrogen 7	15 P phosphorus 15	16 O oxygen 8	17 F fluorine 9	18 Ne neon 10																																																						
19 K potassium 19	20 Ca calcium 20	23 Sc scandium 21	24 Ti titanium 22	25 V vanadium 23	26 Cr chromium 24	27 Mn manganese 25	28 Fe iron 26	29 Co cobalt 27	30 Ni nickel 28	31 Cu copper 29	32 Zn zinc 30	33 Ga gallium 31	34 Ge germanium 32	35 As arsenic 33	36 Se selenium 34	37 Br bromine 35	38 Sr strontium 38	39 Y yttrium 39	40 Zr zirconium 40	41 Nb niobium 41	42 Mo molybdenum 42	43 Tc technetium 43	44 Ru ruthenium 44	45 Rh rhodium 45	46 Pd palladium 46	47 Ag silver 47	48 Cd cadmium 48	49 In indium 49	50 Sn tin 50	51 Sb antimony 51	52 Te tellurium 52	53 I iodine 53	54 Xe xenon 54																														
55 Rb rubidium 37	56 Ba barium 56	57 La* lanthanum 57	58 Ce cerium 58	59 Pr praseodymium 59	60 Nd neodymium 60	61 Pm promethium 61	62 Sm samarium 62	63 Eu europium 63	64 Gd gadolinium 64	65 Tb terbium 65	66 Dy dysprosium 66	67 Ho holmium 67	68 Er erbium 68	69 Tm thulium 69	70 Yb ytterbium 70	71 Lu lutetium 71	72 Hf hafnium 72	73 Ta tantalum 73	74 W tungsten 74	75 Re rhenium 75	76 Os osmium 76	77 Ir iridium 77	78 Pt platinum 78	79 Au gold 79	80 Hg mercury 80	81 Tl thallium 81	82 Pb lead 82	83 Bi bismuth 83	84 Po polonium 84	85 At astatine 85	86 Rn radon 86	87 Fr francium 87	88 Ra radium 88	89 Ac* actinium 89	90 Th thorium 90	91 Pa protactinium 91	92 U uranium 92	93 Np neptunium 93	94 Pu plutonium 94	95 Am americium 95	96 Cm curium 96	97 Bk berkelium 97	98 Cf californium 98	99 Es einsteinium 99	100 Fm fermium 100	101 Mendelevium 101	102 Nobelium 102	103 Lr lawrencium 103	104 Rf rutherfordium 104	105 Db dubnium 105	106 Sg seaborgium 106	107 Bh bohrium 107	108 Hs hassium 108	109 Mt meitnerium 109	110 Ds darmstadtium 110	111 Rg roentgenium 111	112 Cn copernicium 112	113 Nh nihonium 113	114 Fl flerovium 114	115 Mc moscovium 115	116 Lv livermorium 116	117 Ts tennessine 117	118 Og oganeson 118
<p>Key</p> <p>relative atomic mass atomic symbol name atomic (proton) number</p>											<p>Elements with atomic numbers 112-116 have been reported but not fully authenticated</p>																																																				

1
H
hydrogen
1

4
He
helium
2

* The lanthanoids (atomic numbers 58-71) and the actinoids (atomic numbers 90-103) have been omitted.

The relative atomic masses of copper and chlorine have not been rounded to the nearest whole number.

DO NOT WRITE IN THIS AREA

DO NOT WRITE IN THIS AREA

DO NOT WRITE IN THIS AREA



DO NOT WRITE IN THIS AREA

DO NOT WRITE IN THIS AREA

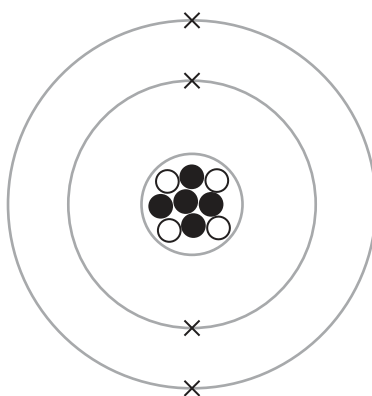
DO NOT WRITE IN THIS AREA

BLANK PAGE



Answer ALL questions.

1 The diagram shows the particles in the atom of an element.



Key

○ particle Y

● particle Z

(a) Particle Y is a proton.

What is particle Z?

(1)

- A an electron
- B a molecule
- C a neutron
- D a nucleus

(b) Which of these has the smallest mass?

(1)

- A an electron
- B a neutron
- C a nucleus
- D a proton

DO NOT WRITE IN THIS AREA

DO NOT WRITE IN THIS AREA

DO NOT WRITE IN THIS AREA



(c) What is the mass number of this atom?

(1)

- A 4
- B 5
- C 9
- D 13

(d) What is the atomic number of this atom?

(1)

- A 4
- B 5
- C 9
- D 13

(e) (i) Identify the element that contains this atom.

(1)

(ii) State what is formed when this atom loses its outer shell electrons.

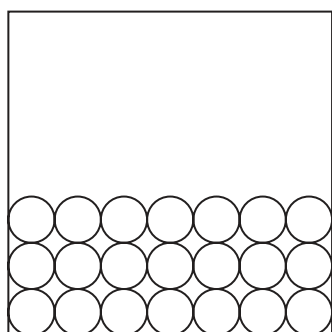
(1)

(Total for Question 1 = 6 marks)



2 This question is about states of matter.

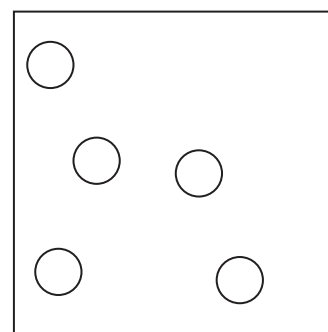
(a) The diagram shows how the particles of a substance are arranged in two different states.



solid



liquid



gas

(i) Complete the diagram to show how particles are arranged in the liquid state.

(1)

(ii) Identify the state of matter in which the particles have the most energy.

(1)

(b) The state symbols (s), (l), (g) and (aq) are often used in chemistry.

The table shows some physical changes.

Complete the table by giving the state symbol before and after each change.

(3)

Physical change	State symbol	
	before change	after change
water evaporates		
crystals of iodine sublime		
ice melts		



(c) Explain why hot water evaporates more quickly than cold water.

(2)

.....

.....

.....

.....

(Total for Question 2 = 7 marks)

DO NOT WRITE IN THIS AREA

DO NOT WRITE IN THIS AREA

DO NOT WRITE IN THIS AREA



3 The Group 7 elements are called halogens.

Halogens form compounds called halides.

Three of the halogens are represented by the formulae X_2 , Y_2 and Z_2

Solutions of these halogens are added separately to solutions of sodium halides, NaX , NaY and NaZ .

The table shows whether or not a reaction occurs.

	X_2	Y_2	Z_2
NaX	no	yes	yes
NaY	no	no	yes
NaZ	no	no	no

(a) Use the information in the table to deduce the order of reactivity of the halogens X_2 , Y_2 and Z_2

(1)

most reactive

.....

least reactive

(b) An aqueous solution of halogen Y_2 is orange.

This solution is decolourised when it reacts with an alkene.

Deduce the identity of halogen Y_2

(1)



(c) (i) The table shows some physical properties of the halogens.

Complete the table by predicting a boiling point for chlorine, the state of fluorine at room temperature and the colour of astatine.

(3)

Halogen	Boiling point in °C	State at room temperature	Colour
fluorine	-188		yellow
chlorine		gas	green
bromine	59	liquid	red-brown
iodine	sublimes	solid	grey
astatine	337	solid	

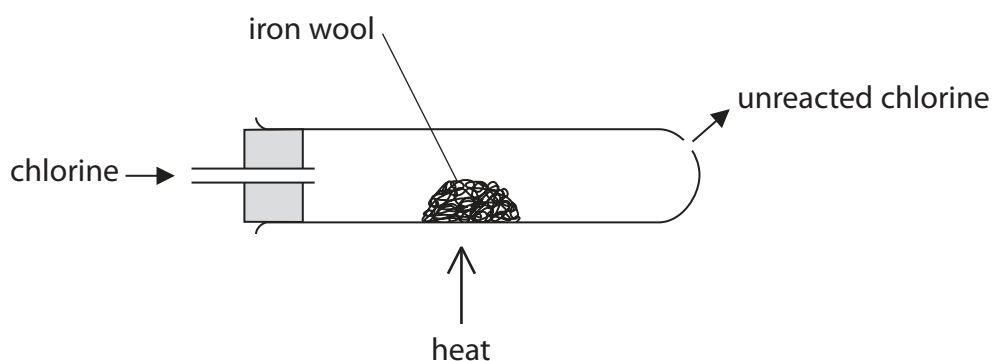
(ii) Why do the halogens have similar chemical properties?

(1)

- A they are non-metals
- B they are molecules
- C they have the same number of outer shell electrons
- D they are in the same period of the Periodic Table



- (d) A teacher uses this apparatus to demonstrate the reaction between chlorine gas and iron wool. The teacher does the reaction in a fume cupboard.



- (i) Suggest why the teacher does the reaction in a fume cupboard.

(1)

- (ii) The product of the reaction between iron and chlorine is iron(III) chloride.

The ions in iron(III) chloride are Fe^{3+} and Cl^-

Use this information to give the chemical equation for this reaction.

(2)

(Total for Question 3 = 9 marks)



DO NOT WRITE IN THIS AREA

DO NOT WRITE IN THIS AREA

DO NOT WRITE IN THIS AREA

BLANK PAGE



4 This question is about ammonium chloride.

(a) Give the formula of the ammonium ion.

(1)

(b) Describe a test to show that ammonium chloride contains ammonium ions.

(3)

(c) The equation shows the thermal decomposition of ammonium chloride.

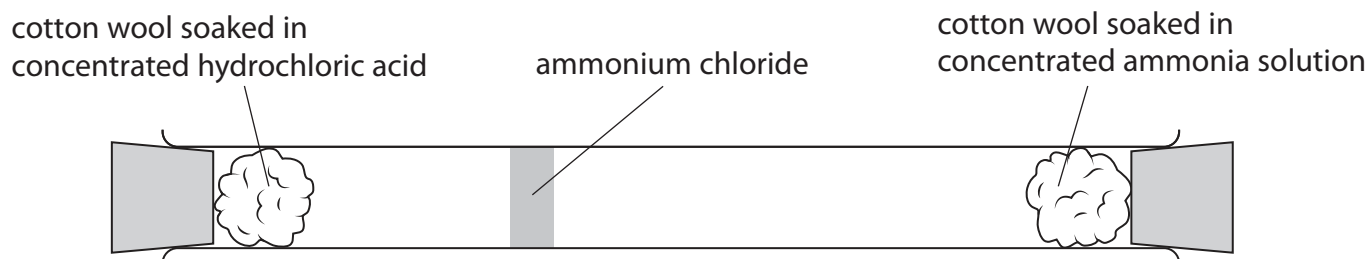


State what the \rightleftharpoons symbol indicates about this reaction.

(1)



(d) The diagram shows the formation of ammonium chloride in a glass tube.



(i) Explain how the mean speed of ammonia molecules compares with the mean speed of hydrogen chloride molecules.

(2)

.....

.....

.....

.....

(ii) Gas particles travel very quickly.

Give two reasons why it takes several minutes for the ammonium chloride to form.

(2)

1

.....

2

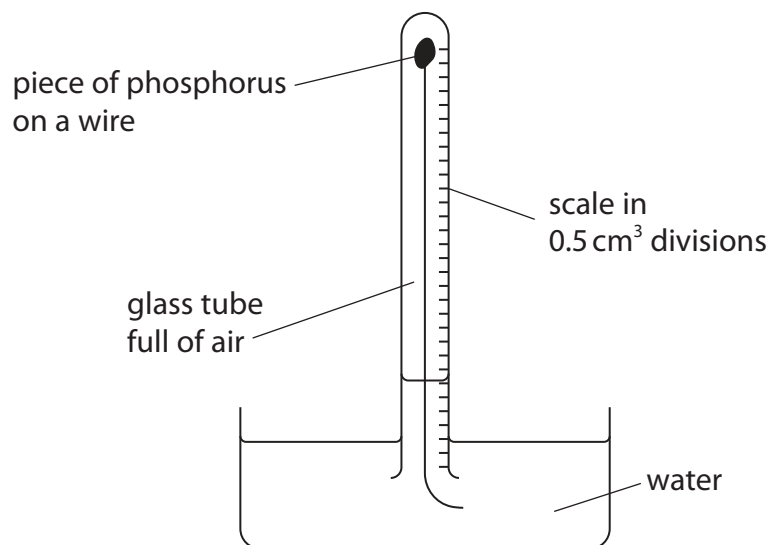
.....

(Total for Question 4 = 9 marks)



- 5 A teacher uses the reaction between phosphorus and oxygen to calculate the percentage of oxygen in air.

She uses this apparatus and excess phosphorus.



The volume of gas in the tube decreases as the phosphorus reacts with oxygen.

The teacher measures the volume of gas in the tube at one-minute intervals.

The table shows the teacher's results.

Time in minutes	Volume of gas in tube in cm^3
0	48.5
1	41.0
2	38.0
4	37.5
5	37.0
6	37.0
7	37.0

DO NOT WRITE IN THIS AREA

DO NOT WRITE IN THIS AREA

DO NOT WRITE IN THIS AREA



DO NOT WRITE IN THIS AREA

DO NOT WRITE IN THIS AREA

DO NOT WRITE IN THIS AREA

(a) State how the results show that all the oxygen has reacted.

(1)

.....
.....

(b) Give one change to this experiment that would make the results more accurate.

(1)

.....
.....

(c) Use the results to calculate the percentage of oxygen in air.

Give your answer to one decimal place.

(3)

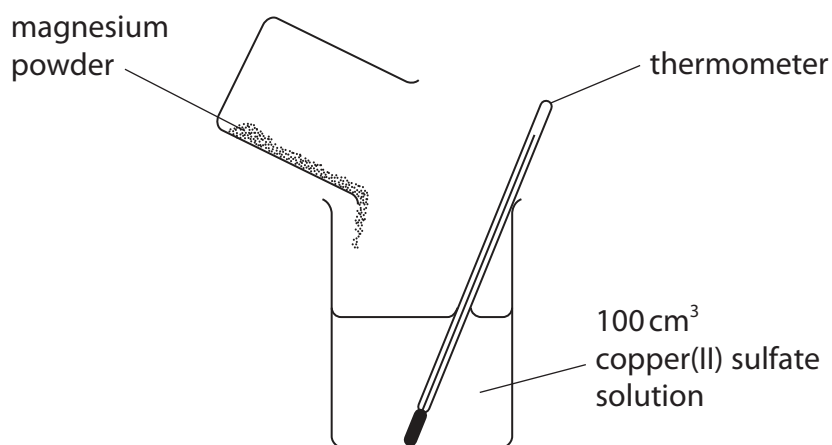
percentage =%

(Total for Question 5 = 5 marks)



6 The reaction between magnesium and copper(II) sulfate solution is exothermic.

This apparatus is used to measure the temperature increase when excess magnesium is added to 100 cm³ of copper(II) sulfate solution.



(a) (i) State why a reaction occurs when magnesium is added to copper(II) sulfate solution. (1)

(ii) Complete the word equation for this reaction. (1)

magnesium + copper(II) sulfate → +



(b) The temperature at the start of the reaction is 20.2 °C.

The maximum temperature recorded is 56.3 °C.

(i) Calculate the heat energy change, in joules, for the reaction.

[mass of 1.00 cm³ of solution = 1.00 g]

[c for the solution = 4.2 J/g/°C]

(2)

heat energy change = J

(ii) Explain why it is better to use a polystyrene cup rather than a glass beaker in this experiment.

(2)

.....

.....

.....

.....



(c) The reaction between zinc and copper(II) sulfate solution is also exothermic.

(i) A mass of 0.500 g of zinc is reacted with an excess of copper(II) sulfate solution.

The heat energy change is 1.67 kJ.

Calculate the molar enthalpy change, ΔH , in kJ/mol.


Include a sign in your answer.

Give your answer to three significant figures.

(3)

$\Delta H = \dots\dots\dots$ kJ/mol

(ii) The ionic equation for the reaction between zinc and copper(II) sulfate is



Explain why this is a redox reaction.

(3)

.....

.....

.....

.....

.....

.....

.....

(Total for Question 6 = 12 marks)



DO NOT WRITE IN THIS AREA

DO NOT WRITE IN THIS AREA

DO NOT WRITE IN THIS AREA

BLANK PAGE



7 A student investigates the reaction between sodium hydroxide solution and hydrochloric acid.

He uses this method.

Step 1 add 50 cm^3 of dilute hydrochloric acid to a conical flask

Step 2 add a 5 cm^3 portion of sodium hydroxide solution to the conical flask

Step 3 test the pH of the mixture using both universal indicator paper and a pH meter

The student repeats step 2 and step 3 until a total of 50 cm^3 of sodium hydroxide solution has been added.

(a) (i) State the piece of apparatus that should be used to measure 50 cm^3 of hydrochloric acid.

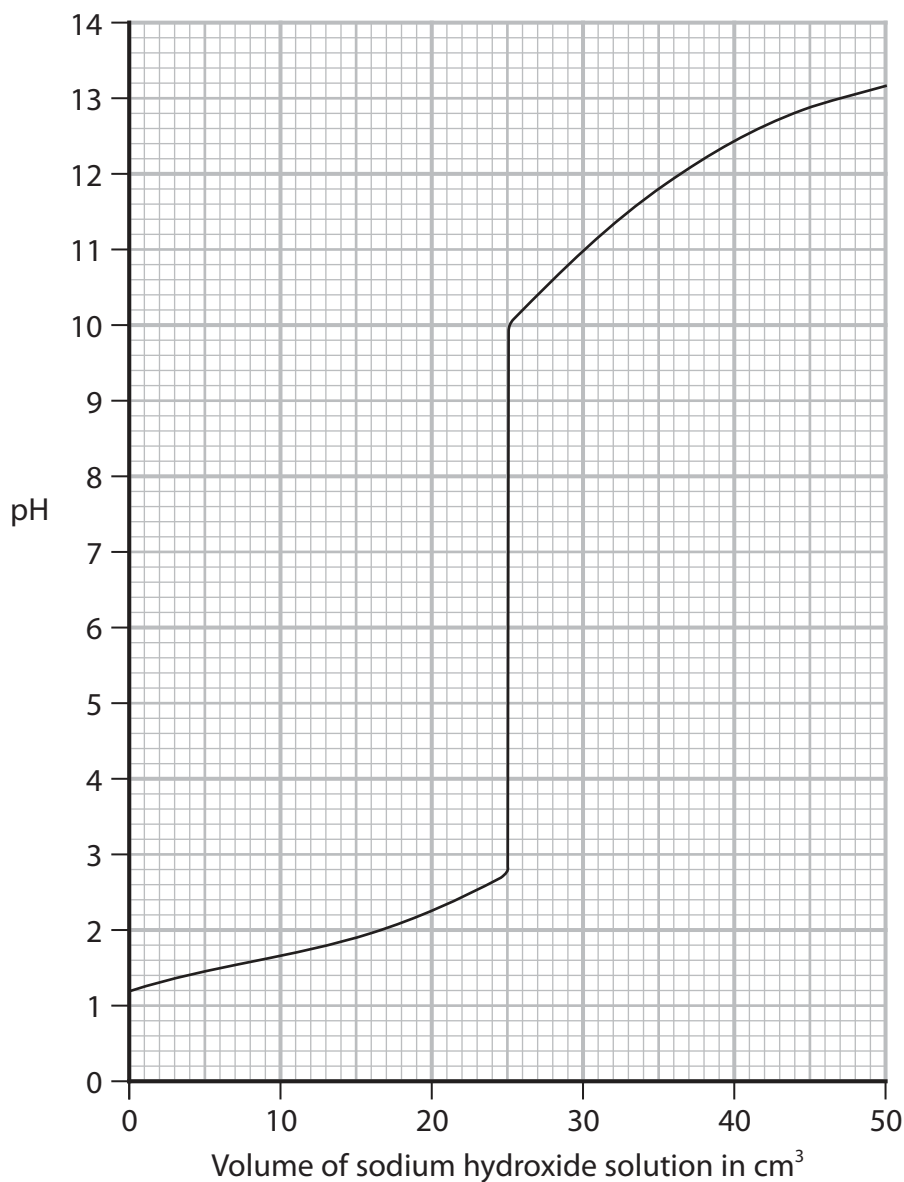
(1)

(ii) Name the type of reaction that occurs between hydrochloric acid and sodium hydroxide.

(1)



(b) Graph 1 shows how the pH of the mixture changes as the sodium hydroxide solution is added.



Graph 1

(i) Determine the pH after 40 cm³ of sodium hydroxide solution has been added.

(1)

(ii) Suggest the colour of the universal indicator paper when these volumes of sodium hydroxide solution have been added.

(2)

15 cm³.....

30 cm³.....

(iii) Give the formula of the ion that causes sodium hydroxide to be alkaline.

(1)

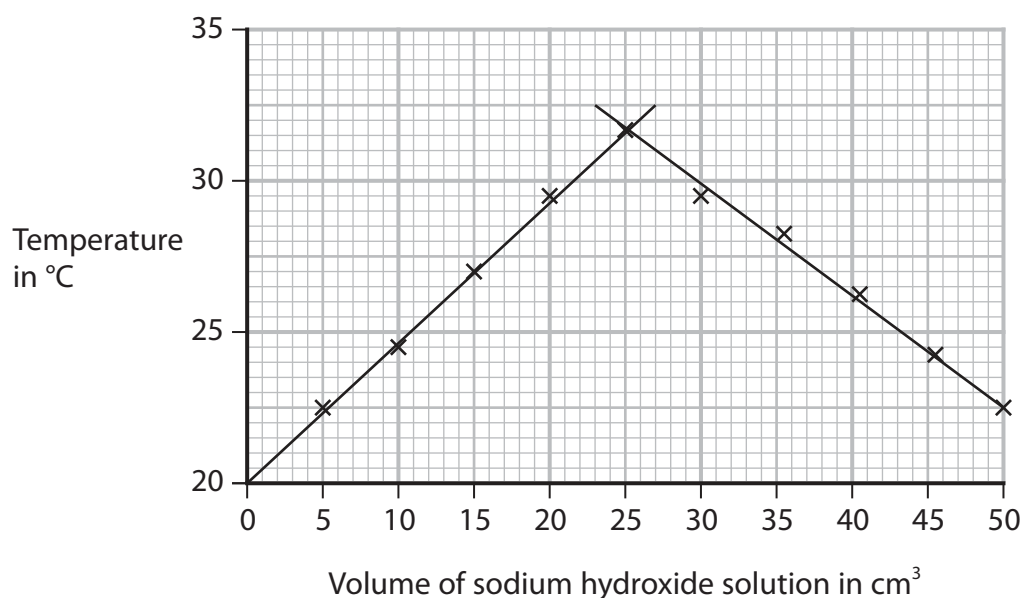


- (c) Another student investigates how the temperature changes when the sodium hydroxide solution is added to the hydrochloric acid.

The hydrochloric acid and the sodium hydroxide solution are at the same temperature at the start of the investigation.

The student records the temperature of the mixture after adding each 5 cm^3 portion of sodium hydroxide solution.

Graph 2 shows her results.



Graph 2

Explain the shape of graph 2.

(3)

.....

.....

.....

.....

.....

.....

.....

.....

.....

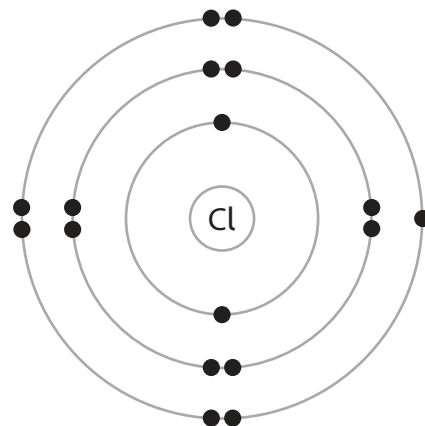
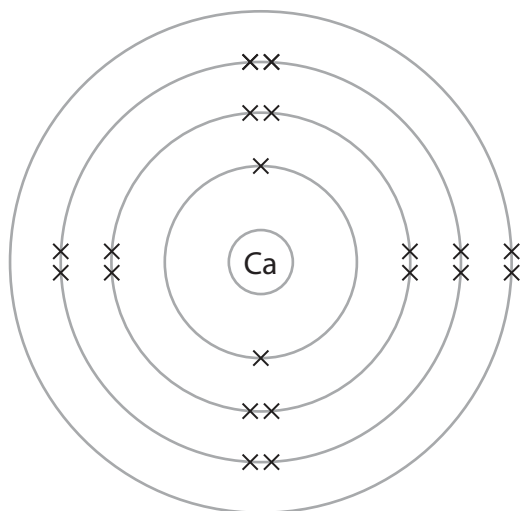
.....

.....

(Total for Question 7 = 9 marks)



- 8 (a) The diagram shows the arrangement of electrons in an atom of calcium and in an atom of chlorine.



Describe, in terms of electrons, what happens when calcium reacts with chlorine to form the ionic compound calcium chloride, CaCl_2

(3)

.....

.....

.....

.....

.....

.....

.....

.....

.....

.....

(b) Describe tests to show that an aqueous solution of calcium chloride contains calcium ions and chloride ions.

(4)

calcium ions.....

.....

.....

.....

chloride ions.....

.....

.....

.....

(c) Solid calcium chloride does not conduct electricity. Aqueous solutions of calcium chloride do conduct electricity.

A student uses this method to investigate how the conductivity of a solution changes when calcium chloride is dissolved in pure water.

Step 1 add 100 cm³ of pure water to a beaker

Step 2 add one spatula of solid calcium chloride to the beaker

Step 3 stir the solution

Step 4 measure the conductivity of the solution

Step 5 repeat until nine spatulas of solid calcium chloride have been added

The table shows the student's results.

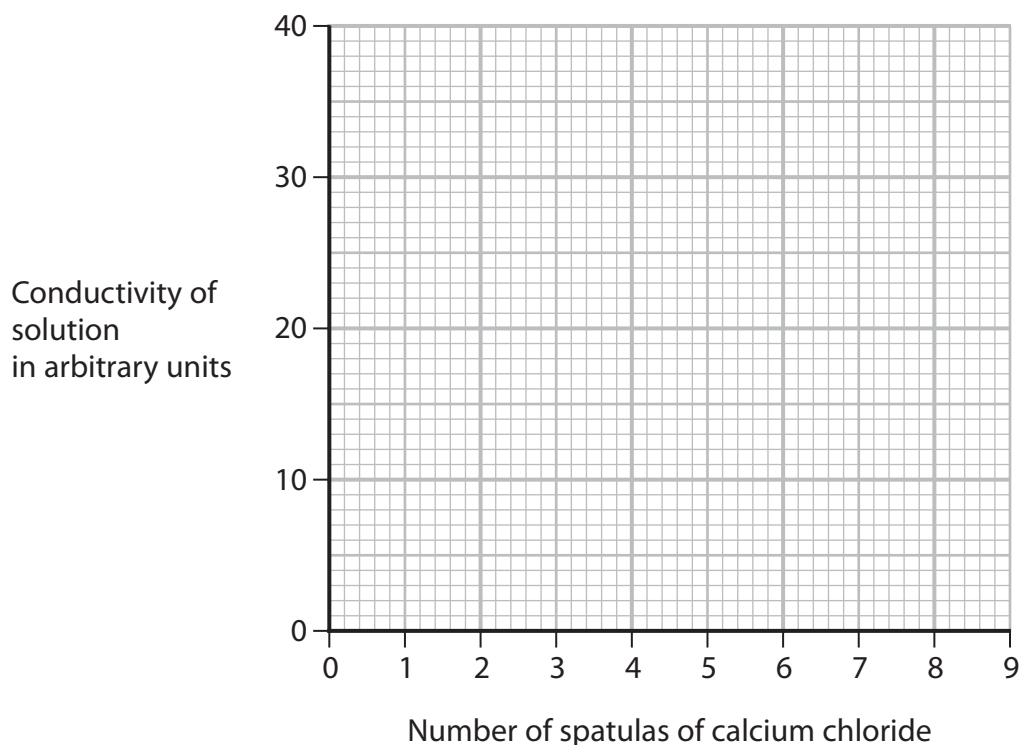
Number of spatulas of calcium chloride	Conductivity of solution in arbitrary units
0	0
1	6
2	12
3	12
4	24
5	30
6	36
7	36
8	36
9	36



(i) Plot the results on the grid and draw two straight lines of best fit.

Ignore the anomalous result.

(3)



(ii) State the trend shown on the graph for the first six spatulas of calcium chloride.

(1)

(iii) Suggest an error the student could have made to cause the anomalous result.

(1)

(d) Describe another way to make solid calcium chloride conduct electricity.

(2)

(Total for Question 8 = 14 marks)

DO NOT WRITE IN THIS AREA

DO NOT WRITE IN THIS AREA

DO NOT WRITE IN THIS AREA



9 This question is about alkenes and polymers.

(a) (i) Ethene (C_2H_4) can be represented by different types of formula.

Complete the table by giving the missing information.

(2)

Molecular formula	C_2H_4
Empirical formula	
General formula	

(ii) Ethene is a member of the homologous series of alkenes.

All members of the same homologous series have the same general formula.

Give two other characteristics of a homologous series.

(2)

1

2

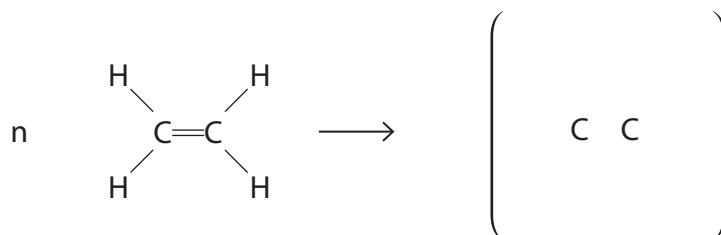
(b) Ethene is used to make poly(ethene).

(i) State the type of polymerisation used to form poly(ethene).

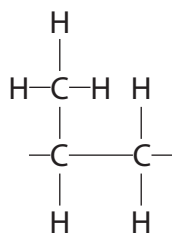
(1)

(ii) Complete the equation for the polymerisation of ethene.

(2)



(c) The diagram shows the repeat unit of another polymer.



Draw the displayed formula of the monomer used to make this polymer.

(1)

(Total for Question 9 = 13 marks)



10 This question is about carbon and its compounds.

(a) (i) Draw a dot-and-cross diagram to show the outer shell electrons in a molecule of carbon dioxide, CO₂

(2)

(ii) The atoms in carbon dioxide are held together by covalent bonds.

Describe the forces of attraction in a covalent bond.

(2)

.....

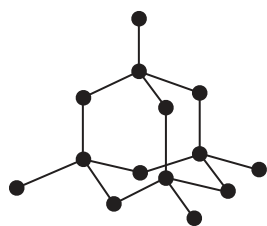
.....

.....

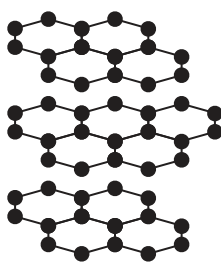
.....



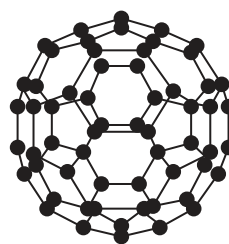
(b) The diagram shows three different structures of carbon.



diamond



graphite



C₆₀ fullerene

(i) Explain why graphite conducts electricity.

(2)

.....

.....

.....

.....

.....

.....

DO NOT WRITE IN THIS AREA

DO NOT WRITE IN THIS AREA

DO NOT WRITE IN THIS AREA



11 This question is about the reduction of metal oxides.

(a) Solid oxides of copper can be reduced by reacting them with methane gas.

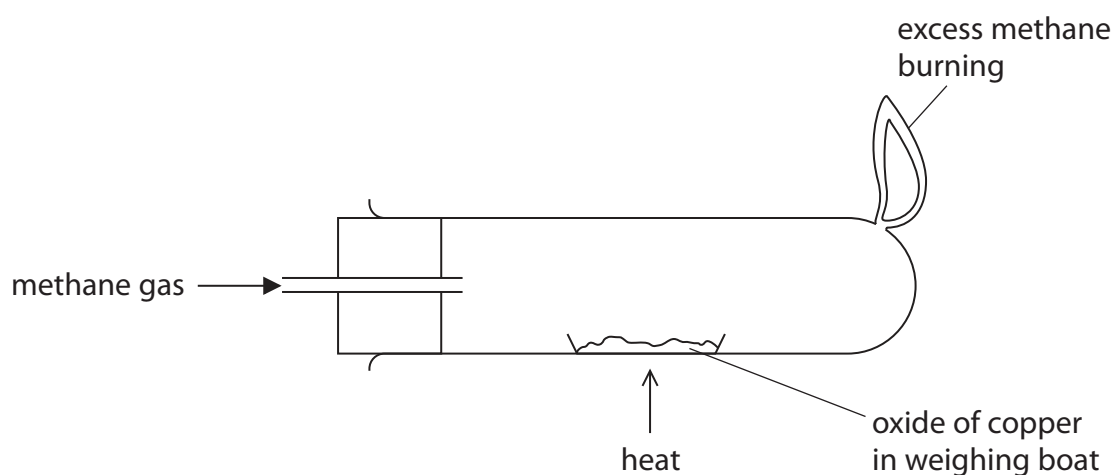
Complete the equation for the reaction between copper(II) oxide and methane.

Include state symbols.

(2)



(b) A teacher uses this apparatus to demonstrate the reaction between a different oxide of copper and methane.



- (i) The teacher heats the oxide of copper until the reaction is complete.

The table shows the teacher's results.

	Mass in g
empty weighing boat	15.05
weighing boat + oxide of copper	18.63
weighing boat + copper	18.23

Use the teacher's results to show that the empirical formula of this oxide of copper is Cu_2O

(4)

- (ii) The teacher wears safety glasses and a lab coat during the demonstration.

Give one other safety precaution that she should take.

(1)

.....

.....

DO NOT WRITE IN THIS AREA

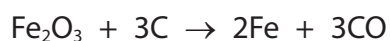
DO NOT WRITE IN THIS AREA

DO NOT WRITE IN THIS AREA



(c) Iron forms when iron(III) oxide is heated with carbon.

The equation for the reaction is



(i) State how the equation shows that iron(III) oxide is reduced.

(1)

(ii) State why carbon monoxide should not be released into the atmosphere.

(1)

(iii) Calculate the maximum mass, in tonnes, of iron that can be produced when 30.0 tonnes of iron(III) oxide are reacted with an excess of carbon.

[1 tonne = 1.0×10^6 g]

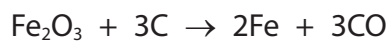
(4)

mass = tonnes



(iv) A mixture of 25 000 mol of iron(III) oxide and 840 000 g of carbon is heated.

Use this equation to show that the iron(III) oxide is in excess.



(2)

(Total for Question 11 = 15 marks)

TOTAL FOR PAPER = 110 MARKS

DO NOT WRITE IN THIS AREA

DO NOT WRITE IN THIS AREA

DO NOT WRITE IN THIS AREA



DO NOT WRITE IN THIS AREA

DO NOT WRITE IN THIS AREA

DO NOT WRITE IN THIS AREA

BLANK PAGE

